

# Drug-Related Killings in the Philippines

## 2025 Full Year & Q1 2026

---

Five data visualizations derived from the DAHAS Project of the UP Third World Studies Center — the Philippines' primary independent tracker of drug-related killings.

- Chart 1:** Monthly death toll, Jan 2025 – Mar 2026
  - Chart 2:** Geographic distribution — proportional bubble map
  - Chart 3:** Perpetrators — who did the killing
  - Chart 4:** Victim profile and age distribution
  - Chart 5:** The 31 with no known drug ties
- 

Data: DAHAS 2025 Sources Page ([dahas.upd.edu.ph/sources-2025/](https://dahas.upd.edu.ph/sources-2025/))

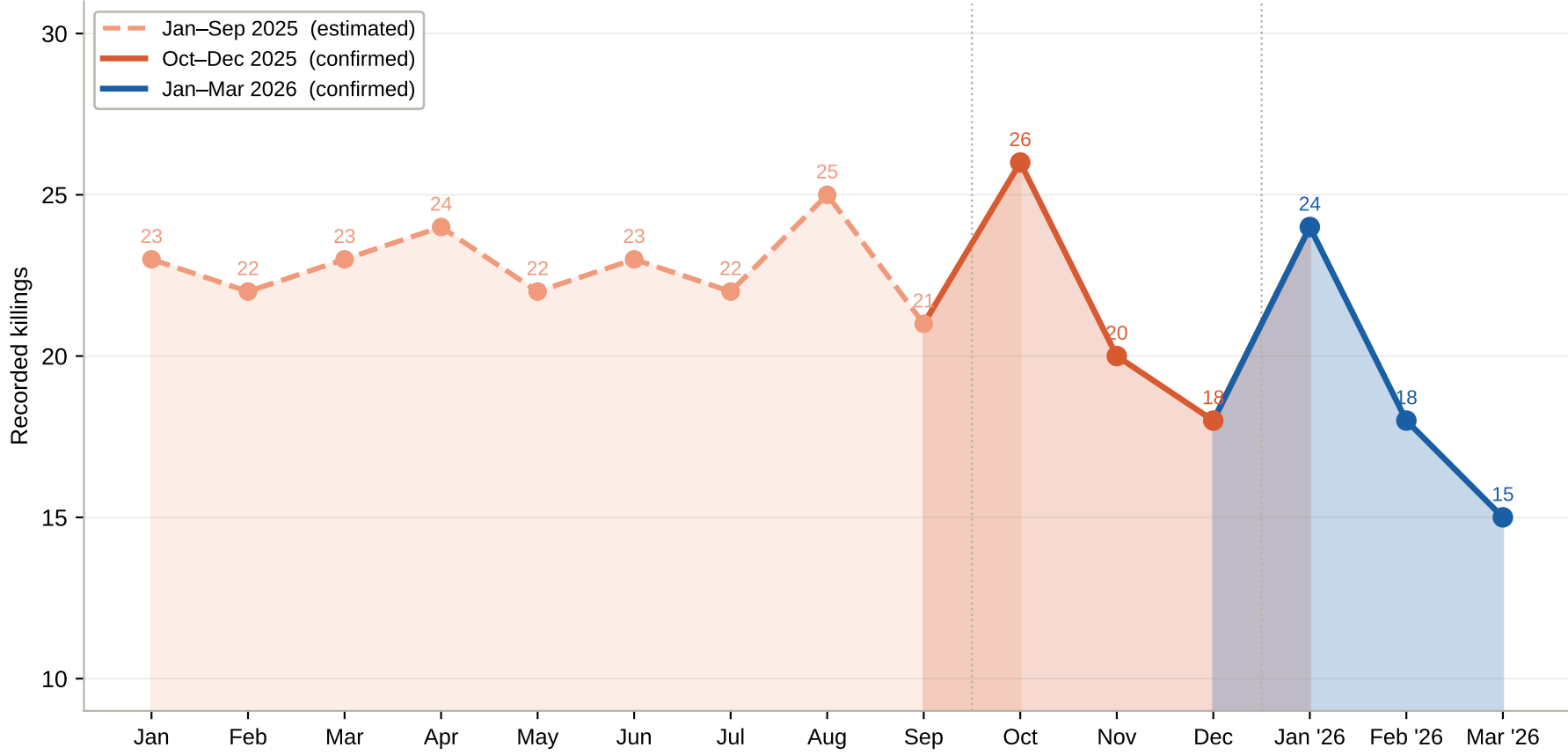
Analysis: VERA Files / DAHAS 2025 Annual Report — Ariate & Fajardo, Feb. 19, 2026

Note: Monthly figures for Jan–Sep 2025 are distributional estimates.  
Oct 2025–Mar 2026 confirmed from DAHAS weekly source logs.

Compiled: April 2026

# Chart 1 — Monthly death toll — January 2025 to March 2026

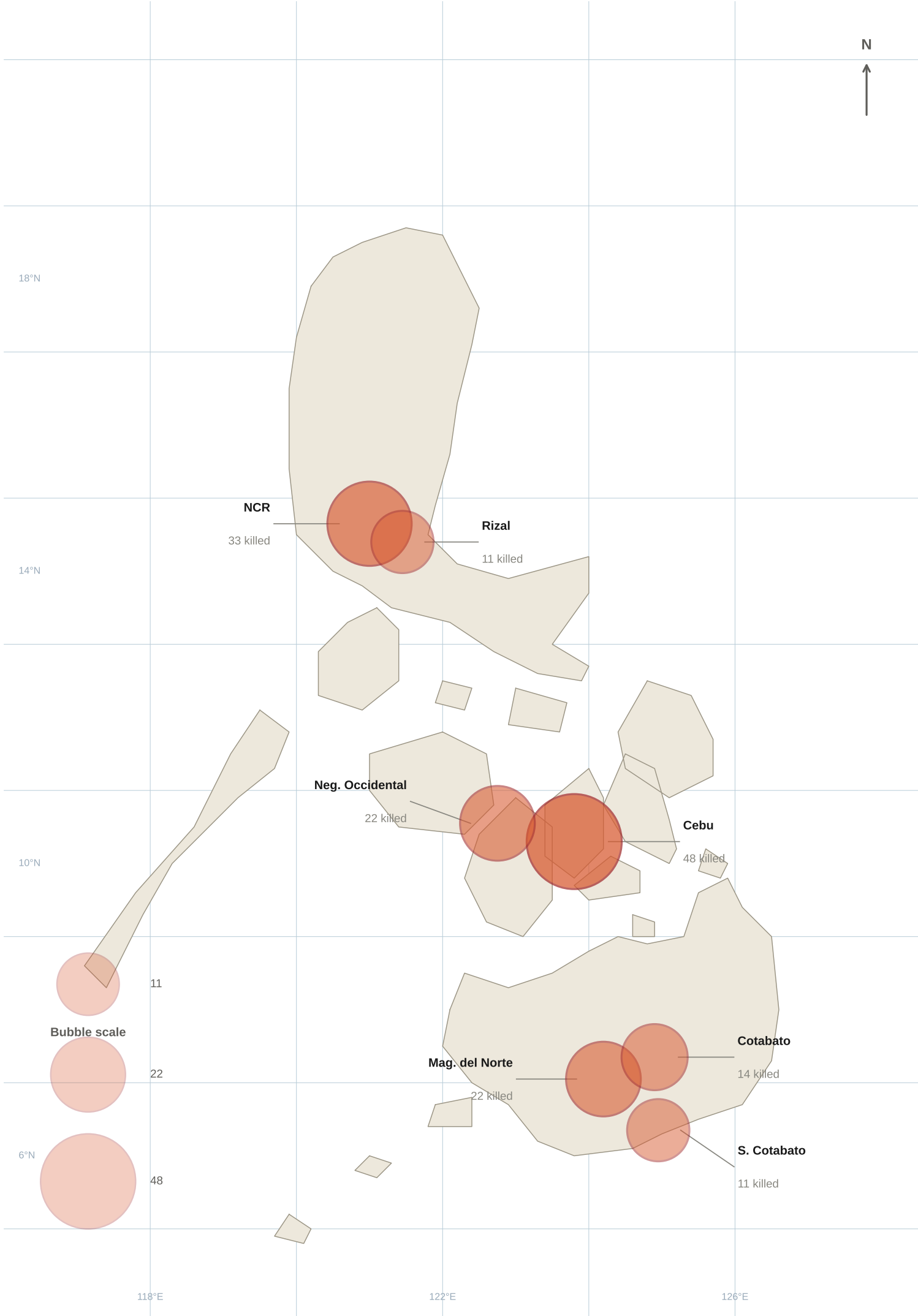
n = 269 full year 2025 | n = 57 Q1 2026



\* Jan–Sep 2025: distributional estimates (annual total 269 confirmed). Anchored on DAHAS cumulative totals: ~989 by end-May; ~1,022 by end-July 2025.

# Chart 2 — Geographic distribution of killings — 2025 full year (n=269)

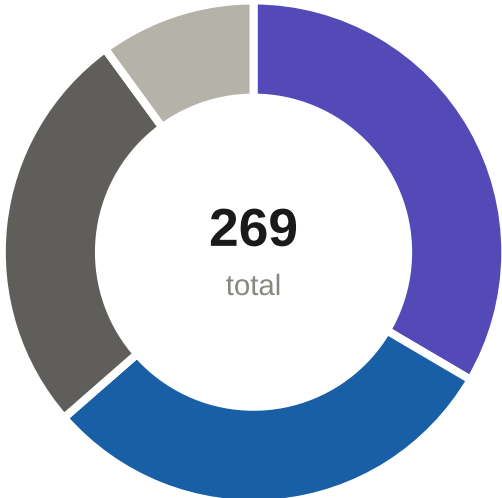
Proportional bubble map. Circle area proportional to recorded killings. Island coastlines hand-traced from geographic coordinates.



\* Island outlines are simplified for readability. Province bubble positions are approximate centroids. Surigao Strait (NE Mindanao / S Leyte) is geographically very narrow (~25 km) and will appear close at this scale.

# Chart 3 — Who did the killing, 2025 (n=269)

Perpetrators by category



**90** (33.5%)  
**Unidentified assailants**  
*Seen or on video — not identified by name*

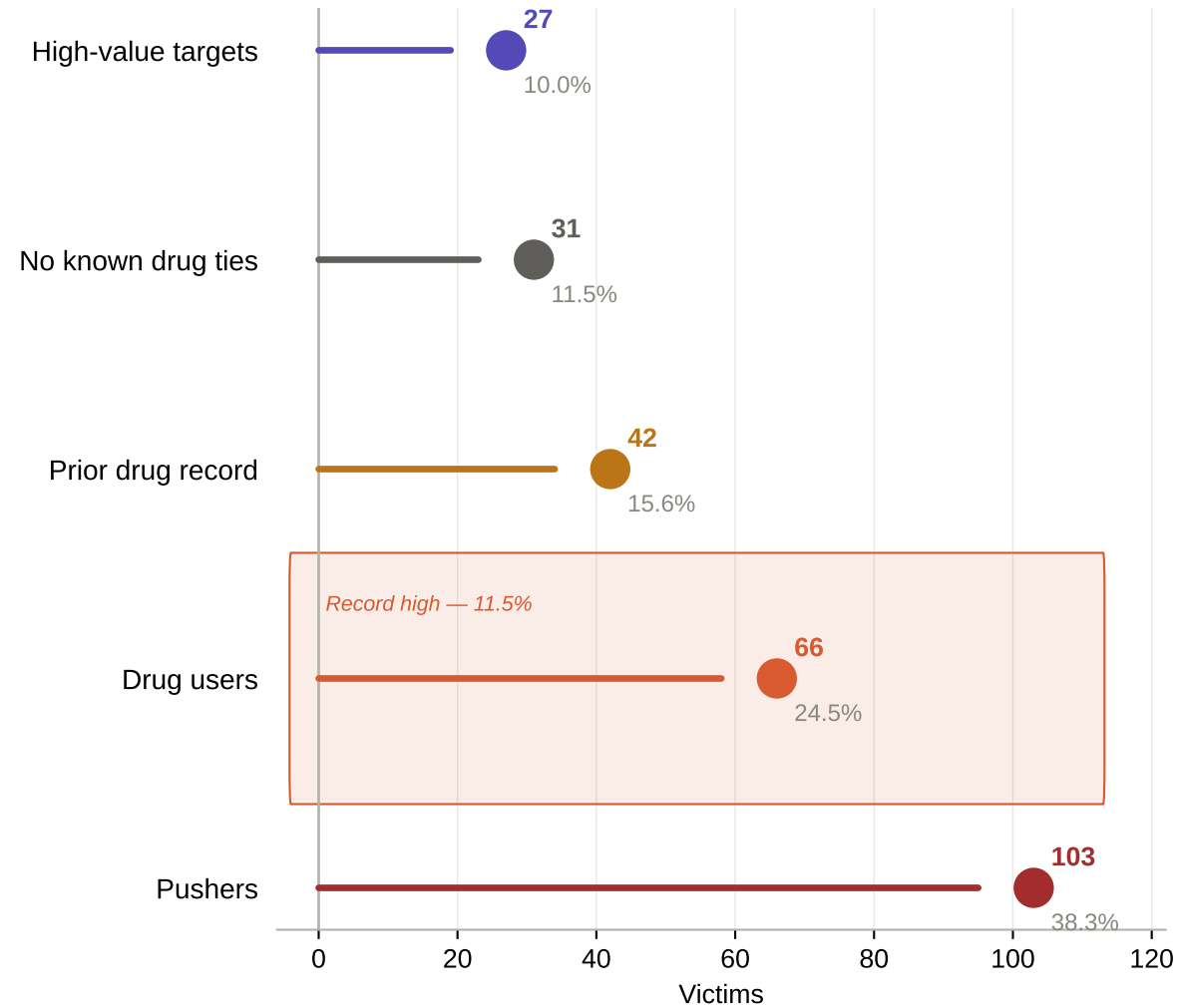
**81** (30.1%)  
**State agents (PNP/PDEA)**  
*PNP officers and PDEA agents in operations*

**71** (26.4%)  
**Non-state agents**  
*Positively named private individuals*

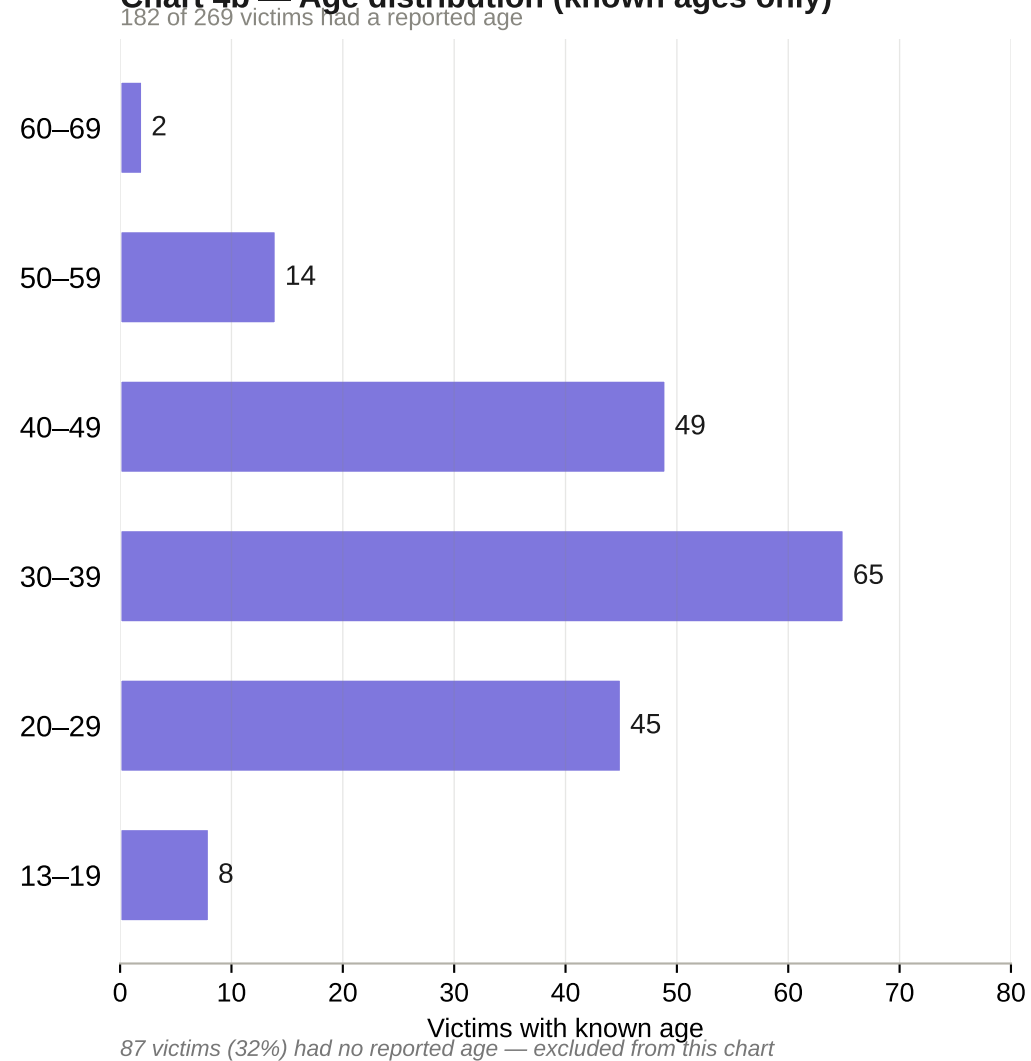
**27** (10.0%)  
**Unknown assailants**  
*Body dumps — no witnesses present*  
*For the 2nd consecutive year, unidentified assailants outnumber state agents. Non-state + unidentified actors now account for ~70% of all 2025 killings.*

State agents = PNP/PDEA. Non-state = positively identified private individuals or named insurgents. Unidentified = seen by witnesses or on video, not named. Unknown = body dumps with no witnesses.

### Chart 4a — Victim category



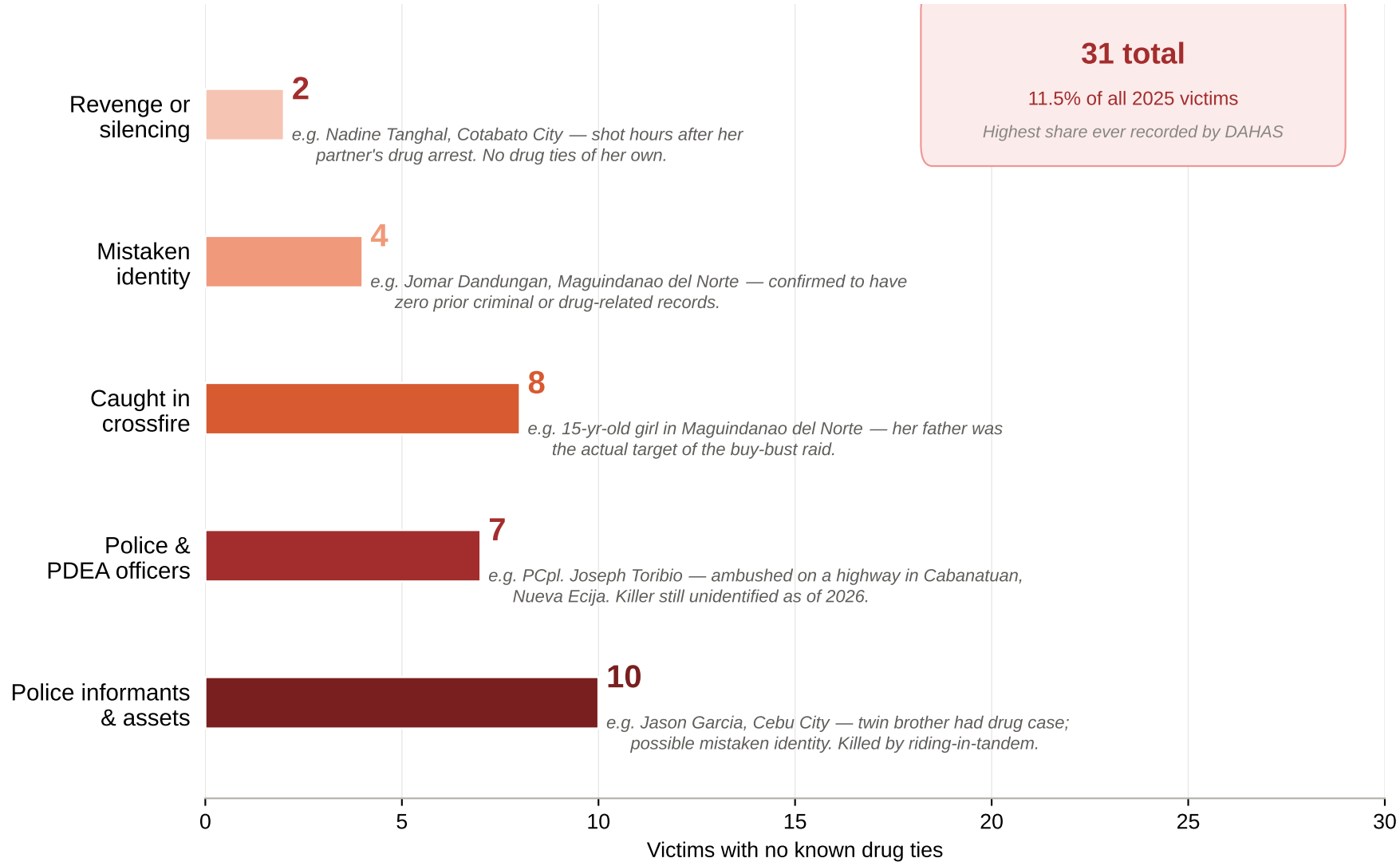
### Chart 4b — Age distribution (known ages only)



"No known drug ties" at 11.5% is the highest share since DAHAS began in 2021. "Prior drug record" = watchlisted, served time, or pending cases.

### Chart 5 — Victims with no known drug ties — 2025 (n=31)

Every bar shows one subcategory; named case example below each.



**31 total**  
11.5% of all 2025 victims  
Highest share ever recorded by DAHAS

\* Confirmed — informants (10) and officers (7) — per VERA Files / DAHAS 2025 Annual Report. Remaining 14 (crossfire, mistaken identity, revenge/silencing) estimated from report description.